

## Cam levers with elastomer lock

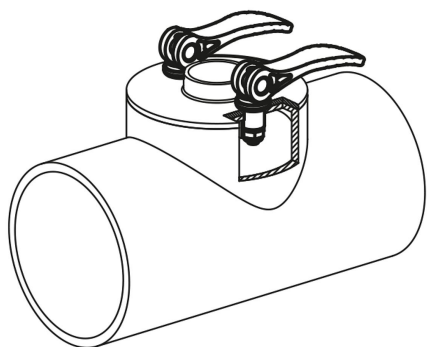
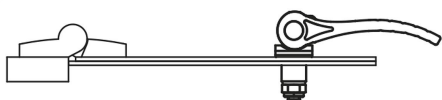
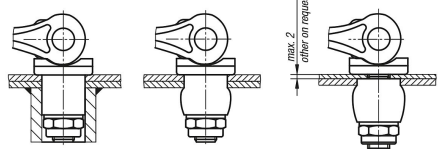
### Item description/product images



Full bore clamping

Sheet metal clamping 1

Sheet metal clamping 2



### Description

#### Material:

Handle and thrust washer fibreglass reinforced plastic PA 66.

Hinge pin 1.4305 stainless steel.

Stud and washer steel grade 5.8.

Expanding bush PUR elastomer.

#### Version:

Handles and thrust washer black.

Hinge pins bright.

Screw, washer, locknut and thrust washer trivalent blue passivated.

#### Note:

Actuating the handle causes the elastomer bush to expand and form to the surrounding surface.

The amount of expansion of the elastomer bush and hence the clamping force can be adjusted by tightening or loosening the locknut.

The thread lock in the nut also ensures that the preset clamping force remains unchanged when the clamp is released.

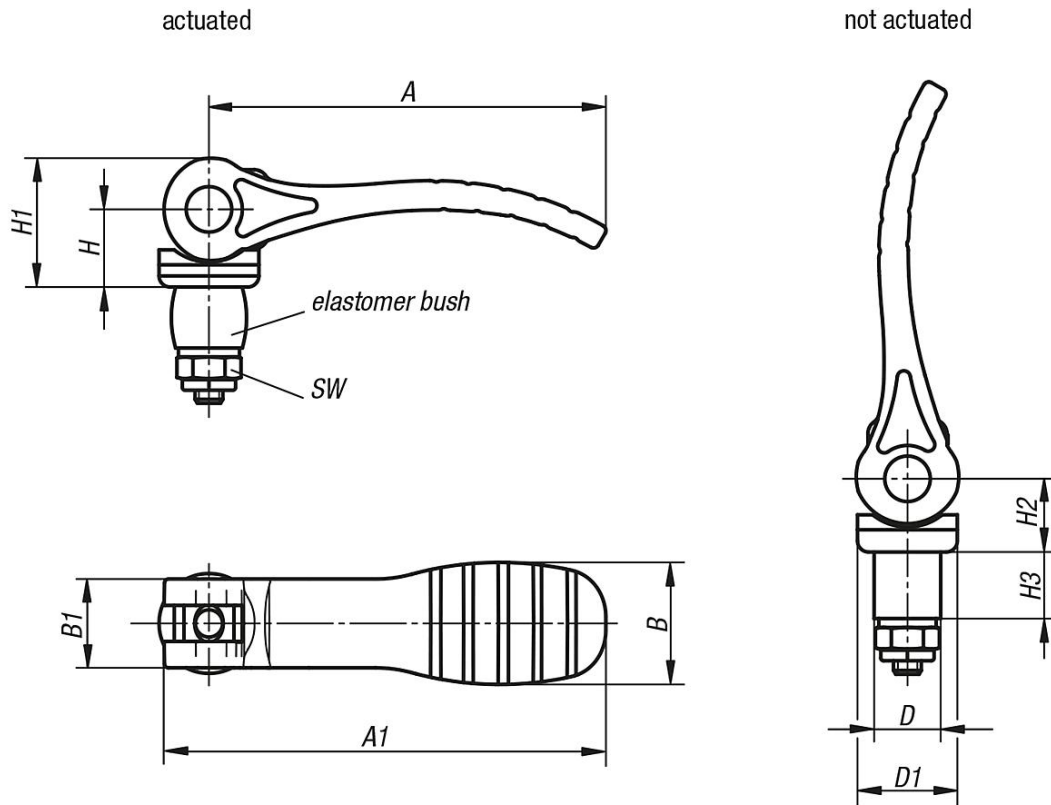
#### Application:

The specified holding forces are not suitable for constant loads.

We would be happy to supply samples to test on your application.

## Cam levers with elastomer lock

### Drawings



### Overview of items

Order No.	D	D1	B	B1	H	H1	H2	H3	A	A1	SW	Clamping force ca. N clamp bore (no permanent load)	Clamping force ca. N plate clamping (no permanent load)
K0118.121112X12	12	18,1	22	16	14	23,2	12,85	12	71,5	79,6	10	100	50
K0118.121114X12	14	18,1	22	16	14	23,2	12,85	12	71,5	79,6	10	150	60
K0118.221116X20	16	27,1	33	24	16,2	27,8	14,7	20	99,9	110	13	350	60
K0118.221118X20	18	27,1	33	24	16,2	27,8	14,7	20	99,9	110	13	350	100
K0118.221120X20	20	27,1	33	24	16,2	27,8	14,7	20	99,9	110	16	350	100