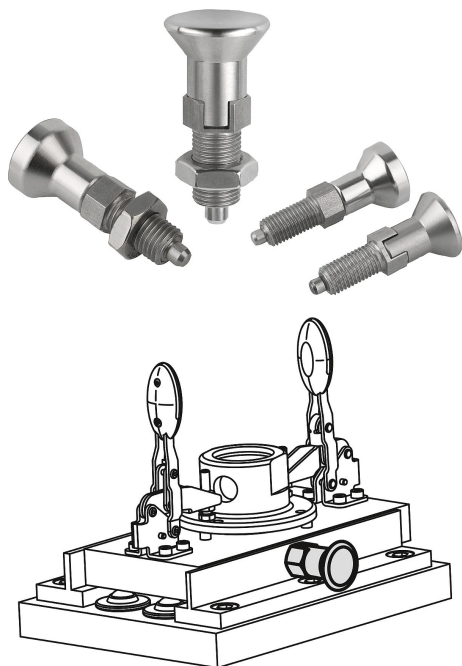


Indexing plungers stainless steel

Item description/product images



Description

Material:

Indexing pin hardened:
Threaded sleeve 1.4305.
Indexing pin 1.4034.

Indexing pin not hardened:
Threaded sleeve 1.4305.
Indexing pin 1.4305.

Mushroom knob 1.4305, electropolished.

Version:

Bright.
Indexing pin ground.

Note:

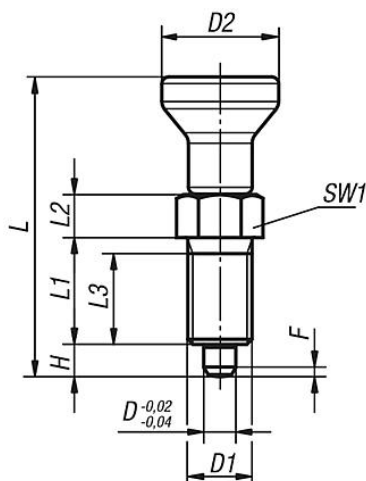
Indexing plungers are used to prevent any change in locking position due to lateral forces. A new locking position can only be set after the pin has been manually disengaged. Form C or D is recommended for applications in which the pin is disengaged over extended periods and should be prevented from springing back.

On request:

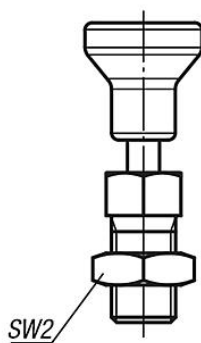
Special versions.

Drawings

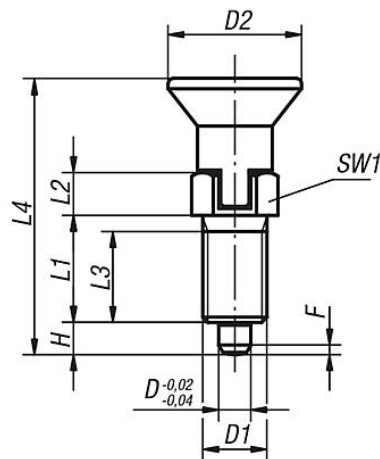
Form A
non-lockout type
without locknut



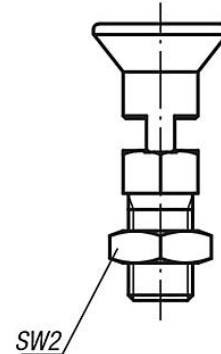
Form B
non-lockout type
with locknut



Form C
lockout type
without locknut



Form D
lockout type
with locknut



Overview of items

Indexing plungers stainless steel, indexing pin hardened

Indexing plungers stainless steel

Overview of items

Order No. Form A	Order No. Form B	Order No. Form C	Order No. Form D	D	D1	D2	L	L1	L2	L3	H	SW1	SW2	Fx30°	Spring force initial pressure F1 approx. N	Spring force final pressure F2 approx. N	L4
K0632.001903	K0632.002903	K0632.003903	K0632.004903	3	M6x0,75	14	34,5/-	12	5	10	3,5	8	-/10/-/10	0,8	4,5	10	-/-/31,5/31,5
K0632.001004	K0632.002004	K0632.003004	K0632.004004	4	M8x1	18	43/-	15	6	13	4	10	-/13/-/13	1	6	12	-/-/38,5/38,5
K0632.001105	K0632.002105	K0632.003105	K0632.004105	5	M10x1	21	50/-	17	7	15	5	13	-/17/-/17	1,3	5	12	-/-/43,5/43,5
K0632.001206	K0632.002206	K0632.003206	K0632.004206	6	M12x1,5	25	59/-	20	8	17	6	14	-/19/-/19	1,8	6	14	-/-/51,7/51,7
K0632.001308	K0632.002308	K0632.003308	K0632.004308	8	M16x1,5	33	77/-	26	10	23	8	19	-/24/-/24	2,3	15	35	-/-/68/68
K0632.001410	K0632.002410	K0632.003410	K0632.004410	10	M20x1,5	33	83/-	28	12	25	10	22	-/30/-/30	2,8	15	34	-/-/74/74
K0632.001412	K0632.002412	K0632.003412	K0632.004412	12	M20x1,5	33	87/-	28	14	25	12	22	-/30/-/30	2,8	15	39	-/-/78/78
K0632.001516	K0632.002516	K0632.003516	K0632.004516	16	M24x2	40	106/-	32	18	28	16	27	-/36/-/36	3,2	20	46	-/-/96/96

Indexing plungers stainless steel, indexing pin not hardened

Order No. Form A	Order No. Form B	Order No. Form C	Order No. Form D	D	D1	D2	L	L1	L2	L3	H	SW1	SW2	Fx30°	Spring force initial pressure F1 approx. N	Spring force final pressure F2 approx. N	L4
K0632.111903	K0632.112903	K0632.113903	K0632.114903	3	M6x0,75	14	34,5/-	12	5	10	3,5	8	-/10/-/10	0,8	4,5	10	-/-/31,5/31,5
K0632.111004	K0632.112004	K0632.113004	K0632.114004	4	M8x1	18	43/-	15	6	13	4	10	-/13/-/13	1	6	12	-/-/38,5/38,5
K0632.111105	K0632.112105	K0632.113105	K0632.114105	5	M10x1	21	50/-	17	7	15	5	13	-/17/-/17	1,3	5	12	-/-/43,5/43,5
K0632.111206	K0632.112206	K0632.113206	K0632.114206	6	M12x1,5	25	59/-	20	8	17	6	14	-/19/-/19	1,8	6	14	-/-/51,7/51,7
K0632.111308	K0632.112308	K0632.113308	K0632.114308	8	M16x1,5	33	77/-	26	10	23	8	19	-/24/-/24	2,3	15	35	-/-/68/68
K0632.111410	K0632.112410	K0632.113410	K0632.114410	10	M20x1,5	33	83/-	28	12	25	10	22	-/30/-/30	2,8	15	34	-/-/74/74
K0632.111412	K0632.112412	K0632.113412	K0632.114412	12	M20x1,5	33	87/-	28	14	25	12	22	-/30/-/30	2,8	15	39	-/-/78/78
K0632.111516	K0632.112516	K0632.113516	K0632.114516	16	M24x2	40	106/-	32	18	28	16	27	-/36/-/36	3,2	20	46	-/-/96/96