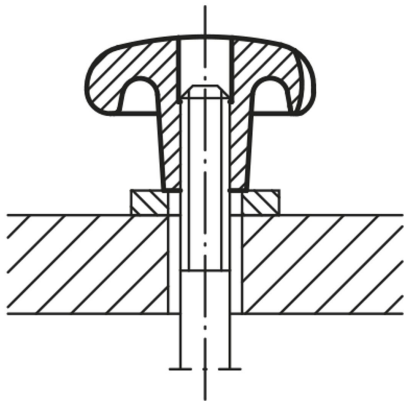



# Star grips grey cast iron, DIN 6336

## Item description/product images



### Description

**Material:**

Grey cast iron GJL 200.  
Grub screw stainless steel 1.4305.  
Pin stainless steel 1.4310.

**Version:**

Vibratory ground, bright.  
Grub screw and pin bright.

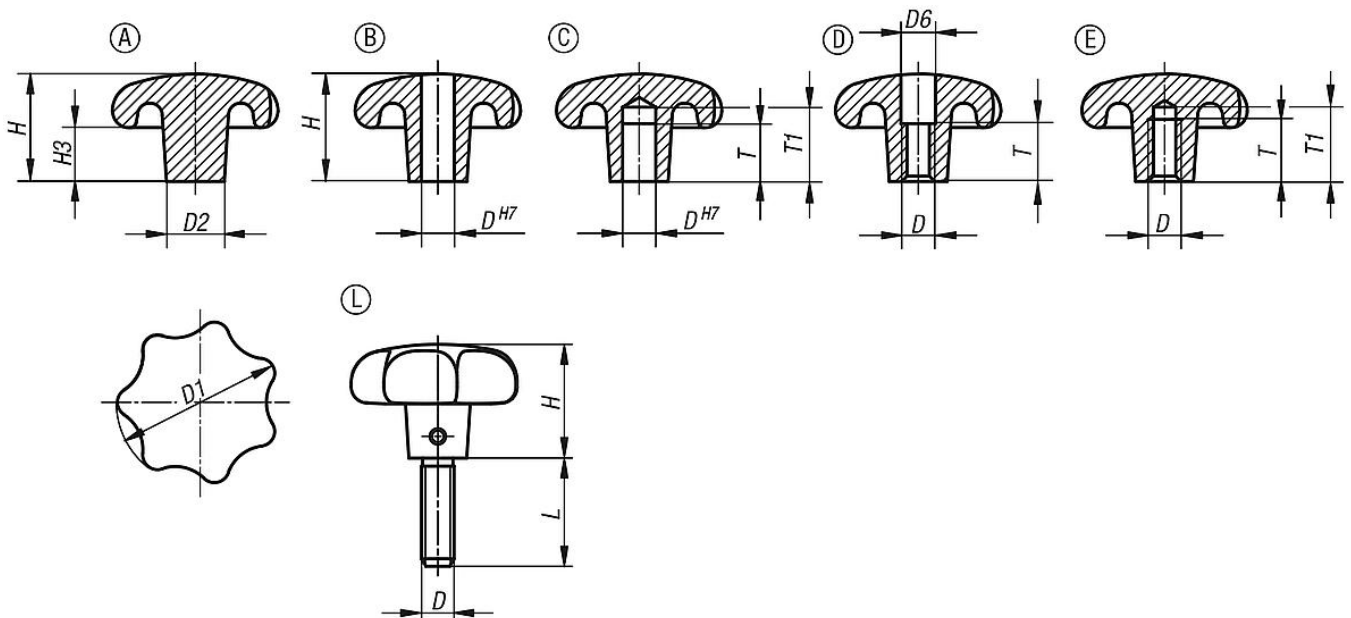
**On request:**

Grips with a plastic coating.

**Drawing reference:**

- Form A: blank
- Form B: drilled through
- Form C: blind hole
- Form D: tapped and counterbored
- Form E: tapped blind hole
- Form L: external thread

## Drawings



## Overview of items

### Star grips, grey cast iron, DIN 6336

Order No.	Form	Main colour	D	D1	D2	D6	H	H3	L	T	T1
K0151.106	A	tumbled	-	32	12	-	21	10	-	-	-
K0151.108	A	tumbled	-	40	14	-	26	13	-	-	-

## Overview of items

Order No.	Form	Main colour	D	D1	D2	D6	H	H3	L	T	T1
K0151.110	A	tumbled	-	50	18	-	34	17	-	-	-
K0151.112	A	tumbled	-	63	20	-	42	21	-	-	-
K0151.116	A	tumbled	-	80	25	-	52	25	-	-	-
K0151.206	B	tumbled	6	32	12	-	20	10	-	-	-
K0151.216	B	tumbled	16	80	25	-	50	25	-	-	-
K0151.208	B	tumbled	8	40	14	-	25	13	-	-	-
K0151.210	B	tumbled	10	50	18	-	32	17	-	-	-
K0151.212	B	tumbled	12	63	20	-	40	21	-	-	-
K0151.306	C	tumbled	6	32	12	-	20	10	-	12	15
K0151.308	C	tumbled	8	40	14	-	25	13	-	15	18
K0151.310	C	tumbled	10	50	18	-	32	17	-	18	21
K0151.312	C	tumbled	12	63	20	-	40	21	-	22	25
K0151.316	C	tumbled	16	80	25	-	50	25	-	28	32
K0151.406	D	tumbled	M6	32	12	6,4	20	10	-	10	-
K0151.408	D	tumbled	M8	40	14	8,4	25	13	-	13	-
K0151.410	D	tumbled	M10	50	18	10,5	32	17	-	16	-
K0151.412	D	tumbled	M12	63	20	13	40	21	-	20	-
K0151.416	D	tumbled	M16	80	25	17	50	25	-	20	-
K0151.506	E	tumbled	M6	32	12	-	20	10	-	12	15
K0151.508	E	tumbled	M8	40	14	-	25	13	-	15	18
K0151.510	E	tumbled	M10	50	18	-	32	17	-	18	21
K0151.512	E	tumbled	M12	63	20	-	40	21	-	22	25
K0151.516	E	tumbled	M16	80	25	-	50	25	-	28	32
K0151.606X15	L	tumbled	M6	32	12	-	20	-	15	-	-
K0151.606X20	L	tumbled	M6	32	12	-	20	-	20	-	-
K0151.606X25	L	tumbled	M6	32	12	-	20	-	25	-	-
K0151.606X30	L	tumbled	M6	32	12	-	20	-	30	-	-
K0151.608X20	L	tumbled	M8	40	14	-	25	-	20	-	-
K0151.608X25	L	tumbled	M8	40	14	-	25	-	25	-	-
K0151.608X30	L	tumbled	M8	40	14	-	25	-	30	-	-
K0151.608X40	L	tumbled	M8	40	14	-	25	-	40	-	-
K0151.610X25	L	tumbled	M10	50	18	-	32	-	25	-	-
K0151.610X30	L	tumbled	M10	50	18	-	32	-	30	-	-
K0151.610X40	L	tumbled	M10	50	18	-	32	-	40	-	-
K0151.610X50	L	tumbled	M10	50	18	-	32	-	50	-	-
K0151.612X30	L	tumbled	M12	63	20	-	40	-	30	-	-
K0151.612X40	L	tumbled	M12	63	20	-	40	-	40	-	-
K0151.612X50	L	tumbled	M12	63	20	-	40	-	50	-	-
K0151.612X60	L	tumbled	M12	63	20	-	40	-	60	-	-